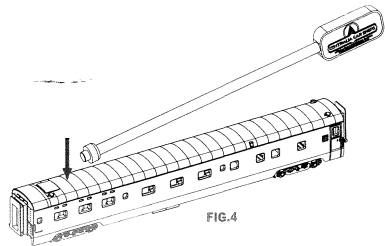
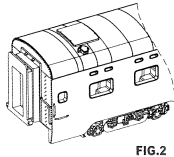
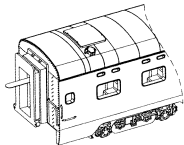


OPERATE THE INTERIOR LIGHTS AS FOLLOWS:

- A. PULL THE PLASTIC INSULATING STRIP FROM THE END OF THE CAR AS SHOWN IN FIG. 1 & FIG. 2.
- B. ASSEMBLE THE MAGNETIC WAND AS SHOWN IN FIG. 3.
- C. PLACE THE MAGNETIC WAND AT THE ROOF AS SHOWN IN FIG. 4.



PLACE THE MAGNETIC WAND AT THE ROOF AGAIN TO SWITCH OFF THE INTERIOR LIGHTS.